



1. The hook profiles are pressed into the frame (small sides)



2. The clip retainers are glided into the frame profile (long sides)



3. The small side of the frame is assembled with the long sides. The hooks are not pressed yet




4. Only one small side is positioned. The hooks are not pressed.



5. The diffuser is glided into the frame.



6. The hook profiles can be slightly hit on their ends for an easier assembly.



7. The frame is closed with the last small side



8. The frame is pressed together with a hammer and the use of a protection metal part



9. Both on long and small sides



10. The suspension retainers are positioned ...



11....and pressed into the frame.