



technical data type **ECLIPS LED**

Housing: 52 mm high, powder coated white steel, RAL 9003, developed for module 600 ceilings.

Louvre:

- Frosted LED-cover.
- double parabolic louvre in highly polished AB or mat aluminum AM (category 2).

Electrical specifications:

- LED current driver (standard).
- Optional : Dim 1-10 V, DALI.

Power:

	AB	AM
- 27W =	3300 Lm	3400 Lm.
- 37W =	4300 Lm	4450 Lm.



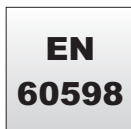
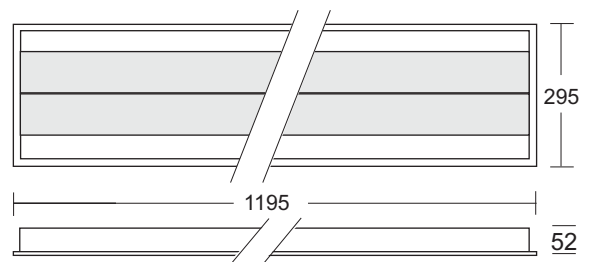
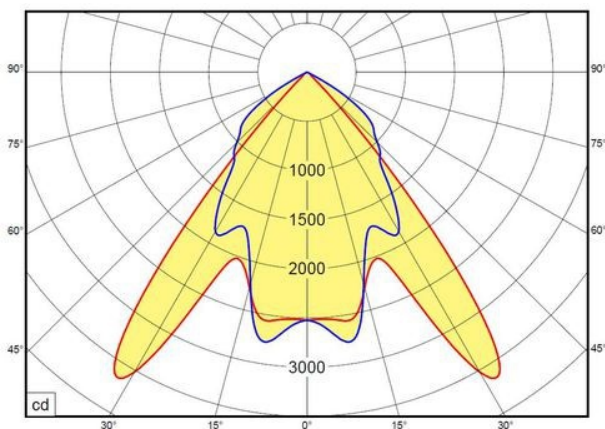
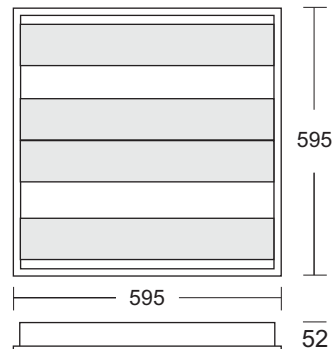
LED:

- Product lifetime 80.000 h L80B50
- Available in 3000K, 4000K and tunable white 3000-6000K
- CRI >= 80; UGR<19
- Option CRI 90; SDCM 3



Connector

Double parabolic (cat 2) louvre



*The dimensions shown on this document can be modified without notice.