

## technical data type **ECLIPS**

**Housing:** 60 mm high, powder coated white steel, developed for module 600 ceilings and T5 application.

**Louvre:**

- Louvre dark light (equivalent to cat 2)
- double parabolic louvre available in bright anodized aluminium(AB)(MIRO 4)
- the crossblades of the louvre are designed for optimal efficiency.

**Electrical specifications:**

- T5 electronic ballasts (HF)
- T5 dimmable electronic ballasts (HFD)
- Emergency version on request.



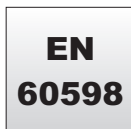
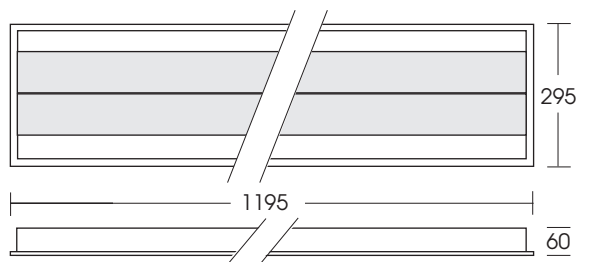
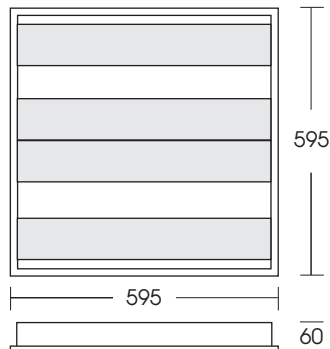
**Lamps:**

- T5 fluorescent lamps in:
  - 3x14W, 3x24W, 4x14W, 4x24W
  - 2x28W
- Other wattages on request.



"Hang-on" frame with integrated louvres

Double parabolic (cat 2) louvre



\*The dimensions shown on this document can be modified without notice.

# technical data type **ECLIPS**

